

TEL. 9554725, 55110031

PABX-575,

Mail: fxdeal@janatabank-bd.com

Exchange Rate Circular - 086

EFFECTIVE DATE: 09-10 May 2021

JANATA BANK LIMITED

TREASURY DEPT.(FRONT OFFICE)

HEAD OFFICE, DHAKA

INDICATIVE ONLY: Rates may vary in the

same day

For Previous Rate Sheet Click

<https://goo.gl/URA0t4>

DATE : 09 May 2021

Sunday

A) CROSS RATE OF N.Y CLOSING & S.E. ASIAN MARKETS AS ON 07/05/2021

	GBP/USD	EUR/USD	USD/JPY	USD/C.DLR	USD/S.FRA	AUD/USD
SELLING	1.3976	1.2165	108.6000	1.2130	0.9010	0.7846
BUYING	1.3972	1.2163	108.6300	1.2134	0.9013	0.7842

B) JANATA BANK LTD'S CASH

CURRENCY & T.C TO PUBLIC TK PER UNIT OF FOREIGN CURRENCY

SELLING	CURRENCY	BUYING	SELLING	CURRENCY	BUYING
86.8000	US Dollar	84.1000	23.6000	Saudi Riyal	22.1000
118.1000	G. B. Pound	113.1000	24.0000	UAE. Dirham	23.0000
104.8000	Euro	100.0000	20.8000	MAL.Ringit	18.0000
67.1518	Aus. Dollar	57.7018	1.2400	Indian Rupee	1.1500

BE SAME AS SELLING T.T.& O.D AND BUYING O.D. TRANSFER

C) SELLING		NAME OF CURRENCY	BUYING			
T.T.& O.D.	B.C.		T.T.CLEAN	T.T.DOC	O.D.SIGHT EXP.BILLS	O.D. TRANSFER
84.9500	84.9500	US Dollar	84.2000	84.1500	84.1000	83.9000
120.8109	120.9529	G. B. POUND	117.1767	117.0009	116.7555	116.2901
105.4081	105.6446	EURO	101.4936	100.8341	100.6835	100.4828
0.8055	0.8118	JP.YEN	0.7783	0.7714	0.7702	0.7198
72.0485	72.2273	CAN.DLR	70.5888	70.5091	70.2954	69.6361
95.7339	95.8966	SWISS.FRANC	94.2419	94.0421	93.9378	93.3957
223.1618	222.9428	OMANIAN RIYAL	218.9958	211.7623	211.1206	206.8468
11.2500	11.4236	H.K.DLR	10.9140	10.9024	10.8705	10.8387
65.3348	67.7260	SING.DLR	63.9602		62.7057	59.0910
2.7636	2.7681	THI.BAHT	2.7289		2.7181	2.7101
20.8601	20.8797	MAL.RINGIT	20.6028		20.5209	20.4608
23.3010	23.3092	UAE.DIRHAM			22.9816	22.9975
22.8213	22.8793	SAUDI RIYAL			22.5079	22.4400
20.5000	21.6001	QATAR RIYAL				19.0000
283.8767	287.1186	KUWAIT DINAR				257.0000
225.0000	224.3415	BAHRAIN DINAR				215.7930
13.6617	14.2621	CHINESE YUAN				12.5000

D) USANCE RATE:	30 DAYS	60 DAYS	90 DAYS	120 DAYS	150 DAYS	180 DAYS
US Dollar	83.5988	83.1077	82.6165	82.1253	81.6342	81.1430
G. B. POUND	116.0720	115.3884	114.4120	114.0214	113.3378	112.6543
EURO	100.0915	99.4994	98.6536	98.3153	97.7233	97.1312

E) FORWARD RATE:		1 MONTH	2 MONTHS	3 MONTHS	6 MONTHS	1 YEAR
SELLING	US Dollar	85.5270	85.8040	86.1309	87.3119	0.0000
BUYING	US Dollar	84.6053	85.0604	85.3158	86.5315	0.0000


F) NFCD INTT RATE, EFFECT ON: 01.05.2021 To 15.05.2021	1 MONTH	3 MONTHS	6 MONTHS	12 MONTHS
US Dollar		0.10698	0.17594	0.20437
G. B. POUND		0.04713	0.08367	0.11347
EURO		0.00000	0.00000	0.00000


G) LIBOR AS ON 07/05/2021 , 60 DAYS 0.12838 90 DAYS 0.15988 180 DAYS 0.19275


H) INDICATIVE RATE OF 01 SDR ,USD WITH NTL, CUR OF ACU MEMBERS AS IMF RATE 07/05/2021	IN.RS	N.RS	SL.RS	PK.RS	BD TK	USD
USD 1	73.7443	110.3106	175.4901	134.8798	84.5800	
SDR 1	105.8786	158.3787	251.9603	193.6540	121.4359	1.4358

IN CASE OF AUS. DOLLAR CASH RATE WILL BE USED FOR T.T ALSO

Rates mentioned in row C, D, E and F are applicable only for bank's own customers.


Md. Nur Islam
PO
Prepared By


Syeda Hasinatul Jannat
SPO
Checked By


Shipra Biswas
AGM
Authorized Signature


Md. Yakut Mia
DGM
Authorized Signature